

HEAB antibody

Catalog No: #22240



Orders: [order@signalwayantibody.com](mailto:order@signalwayantibody.com)  
Support: [tech@signalwayantibody.com](mailto:tech@signalwayantibody.com)

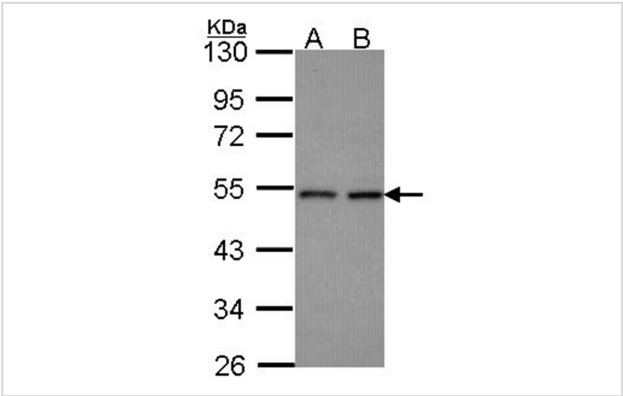
Description

Product Name	HEAB antibody
Host Species	Rabbit
Clonality	Polyclonal
Purification	Purified by antigen-affinity chromatography.
Applications	WB IHC IF
Species Reactivity	Hu
Immunogen Type	Recombinant protein
Immunogen Description	Recombinant protein fragment contain a sequence corresponding to a region within amino acids 142 and 341 of HEAB
Target Name	HEAB
Accession No.	NCBI Gene ID: 10978NCBI mRNA#: BC000446NCBI Protein#: AAH00446
Concentration	0.3mg/ml
Formulation	Supplied in 0.1M Tris-buffered saline with 20% Glycerol (pH7.0). 0.01% Thimerosal was added as a preservative.
Storage	Store at -20°C for long term preservation (recommended). Store at 4°C for short term use.

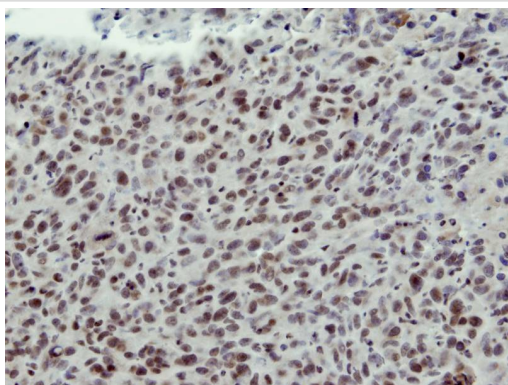
Application Details

Predicted MW: 48kd
Immunohistochemistry: 1:100-1:250
Immunofluorescence: 1:100-1:200

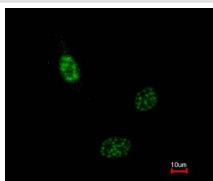
Images



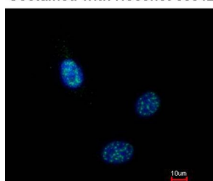
Sample (30 ug of whole cell lysate)  
A: Hela  
B: Hep G2  
10% SDS PAGE  
Primary antibody diluted at 1: 1000



Immunohistochemical analysis of paraffin-embedded HS578T xenograft, using CLP1 antibody at 1: 100 dilution.



Costained with Hoechst 33342



Immunofluorescence analysis of paraformaldehyde-fixed HeLa, using CLP1 antibody at 1: 200 dilution.

## Background

Polynucleotide kinase that can phosphorylate the 5'-hydroxyl groups of double-stranded RNA (dsRNA), single-stranded RNA (ssRNA), double stranded DNA (dsDNA) and double-stranded DNA:RNA hybrids. dsRNA is phosphorylated more efficiently than dsDNA, and the RNA component of a DNA:RNA hybrid is phosphorylated more efficiently than the DNA component. Appears to have roles in both tRNA splicing and mRNA 3'-end formation. Component of the tRNA splicing endonuclease complex. Phosphorylates the 5'-terminus of the tRNA 3'-exon during tRNA splicing; this phosphorylation event is a prerequisite for the subsequent ligation of the two exon halves and the production of a mature tRNA. Component of the pre-mRNA cleavage complex II (CF-II), which seems to be required for mRNA 3'-end formation. Also phosphorylates the 5'-terminus of exogenously introduced short interfering RNAs (siRNAs), which is a necessary prerequisite for their incorporation into the RNA-induced silencing complex (RISC). However endogenous siRNAs and microRNAs (miRNAs) that are produced by the cleavage of dsRNA precursors by DICER1 already contain a 5'-phosphate group, so this protein may be dispensable for normal RNA-mediated gene silencing.

Note: This product is for in vitro research use only and is not intended for use in humans or animals.