

PGM3 antibody

Catalog No: #22244

Orders: order@signalwayantibody.comSupport: tech@signalwayantibody.com

Description

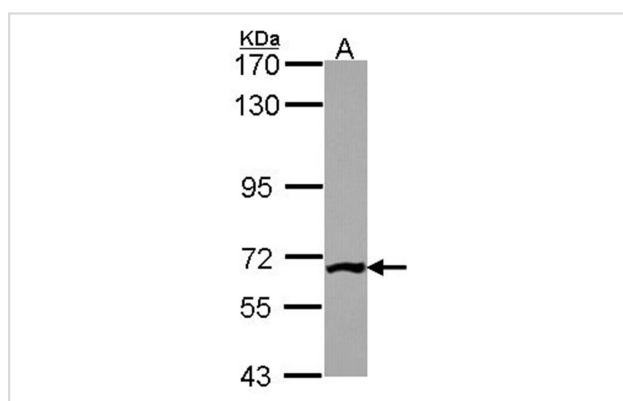
Product Name	PGM3 antibody
Host Species	Rabbit
Clonality	Polyclonal
Purification	Purified by antigen-affinity chromatography.
Applications	WB IF
Species Reactivity	Hu
Immunogen Type	Recombinant protein
Immunogen Description	Recombinant protein fragment contain a sequence corresponding to a region within amino acids 44 and 291 of PGM3
Target Name	PGM3
Accession No.	NCBI Gene ID: 5238NCBI mRNA#: BC001258NCBI Protein#: AAH01258
Concentration	0.7mg/ml
Formulation	Supplied in 0.1M Tris-buffered saline with 20% Glycerol (pH7.0). 0.01% Thimerosal was added as a preservative.
Storage	Store at -20°C for long term preservation (recommended). Store at 4°C for short term use.

Application Details

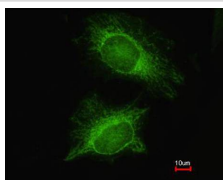
Predicted MW: 60kd

Immunofluorescence: 1:100-1:200

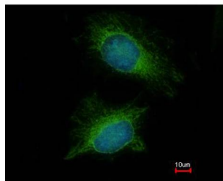
Images



Sample (30 ug of whole cell lysate)
A: JurKat
7.5% SDS PAGE
Primary antibody diluted at 1: 1000



Costained with Hoechst 33342



Immunofluorescence analysis of methanol-fixed HeLa, using PGM3 antibody at 1: 200 dilution.

Background

Interconverts GlcNAc-6-P and GlcNAc-1-P.

Note: This product is for in vitro research use only and is not intended for use in humans or animals.