

NFκB p65 Mouse Monoclonal Antibody

Catalog No: #38054



Package Size: #38054-1 50ul #38054-2 100ul

Orders: order@signalwayantibody.com
Support: tech@signalwayantibody.com

Description

Product Name	NFκB p65 Mouse Monoclonal Antibody
Host Species	Mouse
Clonality	Monoclonal
Purification	Affinity purification using immunogen.
Applications	WB IF IP
Species Reactivity	Hu Rt Ms
Specificity	NFκB p65 Mouse monoclonal antibody detects endogenous p65 proteins.
Target Name	NFκB p65
Other Names	MGC131774; NFKB3; Nuclear factor NF-kappa-B p65 subunit; Nuclear factor of kappa light polypeptide gene enhancer in B-cells 3; p65; RELA; TF65; Transcription factor p65
Accession No.	Swiss-Prot#:Q04206
SDS-PAGE MW	65kd
Concentration	1.0mg/ml
Formulation	Mouse IgG1 in phosphate buffered saline (without Mg2+ and Ca2+), pH 7.4, 150mM NaCl, 0.02% sodium azide and 50% glycerol.
Storage	Store at -20°C

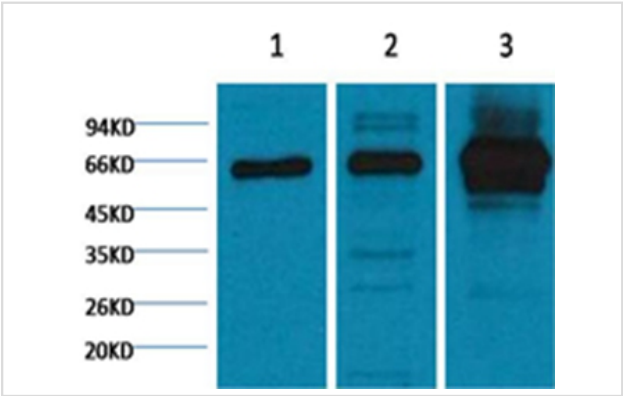
Application Details

Western blotting: 1:1000~1:3000

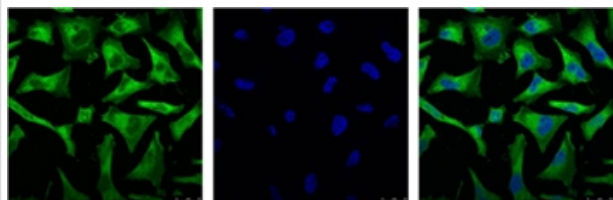
Immunofluorescence: 1:100

Immunoprecipitation: 1:200

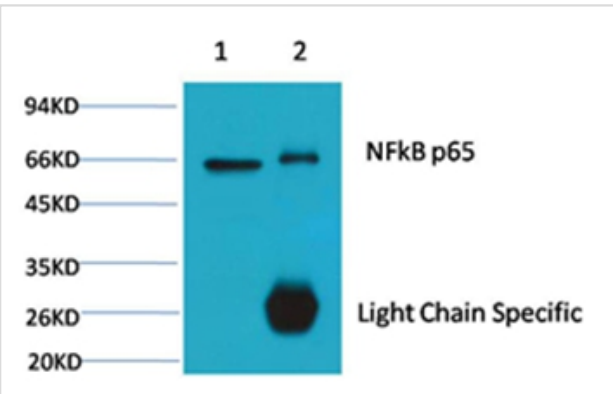
Images



Western blot analysis of 1) Hela, 2) Rat Heart Tissue, 3) Mouse Spleen Tissue, using #38054 diluted at 1:2000.



IF analysis of HeLa with #38054(Left) and DAPI (Right) diluted at 1:100.



1B'B'Input: HeLa Cell Lysate
2B'B'IP product: IP dilute 1:200
Western blot analysis: primary antibody :#38054 1:2,000
Secondary antibody: Goat anti-Mouse IgG, Light chain specific, 1:5,000

Background

NFkB p65 is ubiquitinated leading to its proteosomal degradation, which is required for termination of the NFkB response. Phosphorylation of NFkB p65 on S536 stimulates acetylation of K310 by CBP, enhancing transcriptional activity. NFkB p65 is also acetylated at K122, enhancing DNA binding and impairing the interaction with NFKBIA. The protein is deacetylated by HDAC3. Invasion of a host by a pathogen is frequently associated with the activation of NF-kB, which coordinates various aspects of immune function required for resistance to infection.

Published Papers

el at., Ischemic postconditioning protects against acute kidney injury after limb ischemia reperfusion by regulating HMGB1 release and autophagy/In Ren FailOn2023 DecbyZhongdi Liu , Yifan Chen et al..PMID:37158301, , (2023)

[PMID:37158301](#)

el at., Costunolide improved dextran sulfate sodium-induced acute ulcerative colitis in mice through NF-kB, STAT1/3, and Akt signaling pathways. In Int Immunopharmacol on 2020 Jul by Fan Xie, Hai Zhang, et al..PMID:32413737, , (2020)

[PMID:32413737](#)

el at., Astragalus polysaccharides mediated preventive effects on bronchopulmonary dysplasia in rats.In Pediatr Res on 2014 Oct by Xiao-Hong Wang, Hong-Ling Jia et al..PMID: 25029259 , , (2014)

[PMID:25029259](#)

el at., The antioxidant effects of garlic saponins protect PC12 cells from hypoxia-induced damage. In Br J Nutr on 2011 Apr by Hong Luo, Jian Huang, et al..PMID: 21205417, , (2011)

[PMID:21205417](#)

Note: This product is for in vitro research use only and is not intended for use in humans or animals.