

WNT3A antibody

Catalog No: #38136



Package Size: #38136-1 50ul #38136-2 100ul

Orders: order@signalwayantibody.com
Support: tech@signalwayantibody.com


Description

Product Name	WNT3A antibody
Host Species	Rabbit
Clonality	Polyclonal
Isotype	IgG
Purification	Affinity purification
Applications	WB,IHC,IF
Species Reactivity	Human,Mouse,Rat
Specificity	The antibody detects endogenous level of total WNT3A protein.
Immunogen Type	Recombinant Protein
Immunogen Description	Recombinant fusion protein of human WNT3A (NP_149122.1).
Target Name	WNT3A
Other Names	WNT3A
Accession No.	Uniprot:P56704GeneID:89780
SDS-PAGE MW	39KDa
Concentration	1.0mg/ml
Formulation	PBS with 0.02% sodium azide,50% glycerol,pH7.3.
Storage	Store at -20°C. Avoid freeze / thaw cycles.

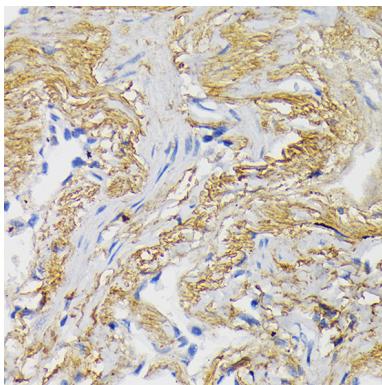
Application Details

WB 1:500 - 1:2000IHC 1:50 - 1:200IF 1:50 - 1:200

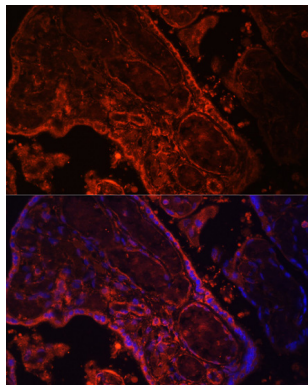
Images



Western blot analysis of extracts of various cell lines, using WNT3A antibody.



Immunohistochemistry of paraffin-embedded Human lung using WNT3A antibody.



Immunofluorescence analysis of human placenta cells using WNT3A antibody.

Background

The WNT gene family consists of structurally related genes which encode secreted signaling proteins. These proteins have been implicated in oncogenesis and in several developmental processes, including regulation of cell fate and patterning during embryogenesis. This gene is a member of the WNT gene family. It encodes a protein which shows 96% amino acid identity to mouse Wnt3A protein, and 84% to human WNT3 protein, another WNT gene product. This gene is clustered with WNT14 gene, another family member, in chromosome 1q42 region.

Note: This product is for in vitro research use only and is not intended for use in humans or animals.