

CNTN1 Antibody

Catalog No: #43782

Package Size: #43782-1 50ul #43782-2 100ul

Orders: order@signalwayantibody.com

Support: tech@signalwayantibody.com

Description

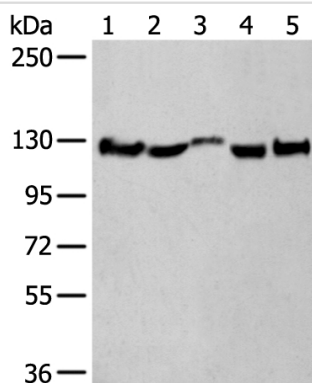
Product Name	CNTN1 Antibody
Host Species	Rabbit
Clonality	Polyclonal
Purification	Antigen affinity purification
Applications	IHC WB
Species Reactivity	Hu Ms Rt
Specificity	The antibody detects endogenous levels of total CNTN1 protein.
Immunogen Type	peptide
Immunogen Description	Synthetic peptide of human CNTN1
Target Name	CNTN1
Other Names	F3; GP135; MYPCN
Accession No.	Swiss-Prot#: Q12860 NCBI Gene ID: 1272
Calculated MW	113kd
Concentration	1.5mg/ml
Formulation	Rabbit IgG in pH7.4 PBS, 0.05% NaN ₃ , 40% Glycerol.
Storage	Store at -20°C

Application Details

Western blotting: 1:500-2000

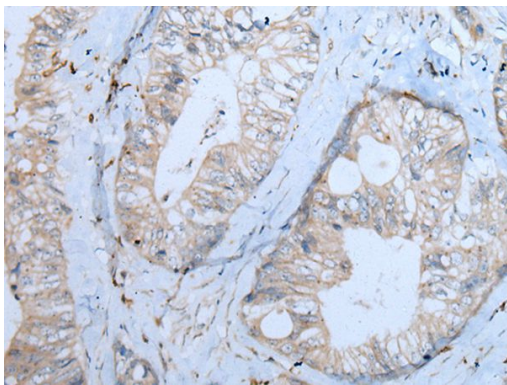
Immunohistochemistry: 1: 100-200

Images

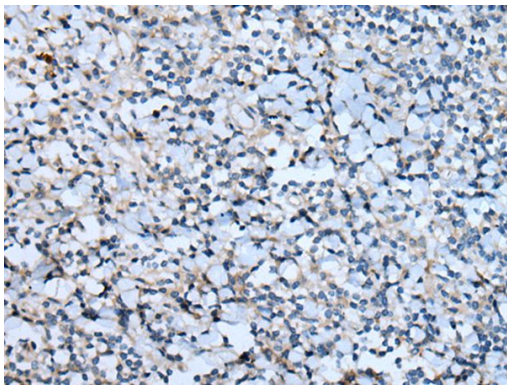


Gel: 6%SDS-PAGE

Lysate: 40 µg, Lane 1-5: Rat brain tissueB&B~Mouse brain tissueB&B~Human fetal brain tissueB&B~Human cerebrum tissueB&B~Human cerebella tissue lysates,
 Primary antibody: CNTN1 antibody at dilution 1/550,
 Secondary antibody: Goat anti rabbit IgG at 1/8000 dilution,
 Exposure time: 10 seconds



The image on the left is immunohistochemistry of paraffin-embedded Human colorectal cancer tissue using CNTN1 Antibody at dilution 1/100, on the right is treated with synthetic peptide. (Original magnification: x200)



The image on the left is immunohistochemistry of paraffin-embedded Human tonsil tissue using CNTN1 Antibody at dilution 1/100, on the right is treated with synthetic peptide. (Original magnification: x200)

Background

The protein encoded by this gene is a member of the immunoglobulin superfamily. It is a glycosylphosphatidylinositol (GPI)-anchored neuronal membrane protein that functions as a cell adhesion molecule. It may play a role in the formation of axon connections in the developing nervous system. Multiple alternatively spliced transcript variants encoding different isoforms have been found for this gene.

Published Papers

el at., CNTN1 in the Nucleus Accumbens is Involved in Methamphetamine-Induced Conditioned Place Preference in Mice *In Neurotox Res* On 2023 Aug by Linxuan Zhang, Zehao Zeng et al.. PMID: 37014368, (2023)

[PMID:37014368](#)

el at., CNTN1 Aggravates Neuroinflammation and Triggers Cognitive Deficits in Male Mice by Boosting Crosstalk between Microglia and Astrocytes *In Aging Dis* On 2023 Oct 1 by Song-Ji Li, Min-Hui Ma et al.. PMID: 37196127, (2023)

[PMID:37196127](#)

el at., Expression of Cntn1 is regulated by stress and associated with anxiety and depression phenotypes. *In Brain Behav Immun* on 2021 Jul by Songji Li, Wenyu Cao, et al.. PMID: 33737174, (2021)

[PMID:33737174](#)

Note: This product is for in vitro research use only and is not intended for use in humans or animals.