

Vimentin Polyclonal Antibody

Catalog No: #46743



Package Size: #46743-1 50ul #46743-2 100ul

Orders: order@signalwayantibody.com
Support: tech@signalwayantibody.com

Description


Product Name	Vimentin Polyclonal Antibody
Host Species	Rabbit
Clonality	Polyclonal
Purification	The antibody was affinity-purified from rabbit antiserum by affinity-chromatography using epitope-specific immunogen.
Applications	WB IHC
Species Reactivity	Hu Ms Rt
Specificity	Vimentin Polyclonal Antibody detects endogenous levels of Vimentin
Immunogen Type	protein
Immunogen Description	Synthesized peptide derived from Vimentin at AA range: 371-420
Target Name	Vimentin
Other Names	Vimentin
Accession No.	Swiss-Prot:P08670NCBI Gene ID:7431
Calculated MW	55 kDa
Concentration	1 mg/ml
Formulation	Liquid in PBS containing 50% glycerol, 0.5% BSA and 0.02% sodium azide.
Storage	Store at -20°C

Application Details

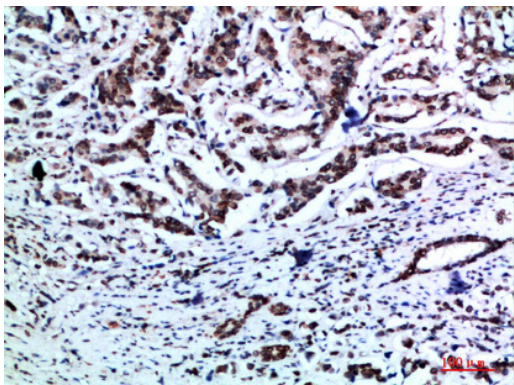
Western blotting: 1B£B'1500-1B£B'12000

Immunohistochemistry: IHC: 1:100-1:300

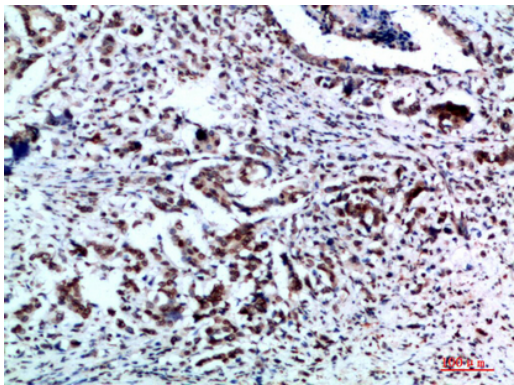
Images



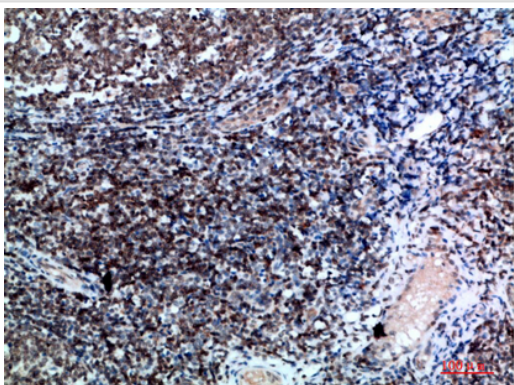
Western Blot analysis of HeLa cells using Vimentin Polyclonal Antibody diluted at 1:500. Secondary antibody was diluted at 1:20000



Immunohistochemical analysis of paraffin-embedded human-breast-cancer, antibody was diluted at 1:200



Immunohistochemical analysis of paraffin-embedded human-breast-cancer, antibody was diluted at 1:200



Immunohistochemical analysis of paraffin-embedded human-tonsil, antibody was diluted at 1:200

Published Papers

el at., Anti-cancer drug 3, 3i ?diindolylmethane activates Wnt4 signaling to enhance gastric cancer cell stemness and tumorigenesis.In Oncotarget on 2016 Mar 29 by Yanhua Zhu , Bin Zhang et al..PMID:26918831 , , (2016)

[PMID:26918831](#)

Note: This product is for in vitro research use only and is not intended for use in humans or animals.