

SART1 Polyclonal Antibody

Catalog No: #31603



Package Size: #31603-1 50ul #31603-2 100ul

Orders: order@signalwayantibody.com
Support: tech@signalwayantibody.com

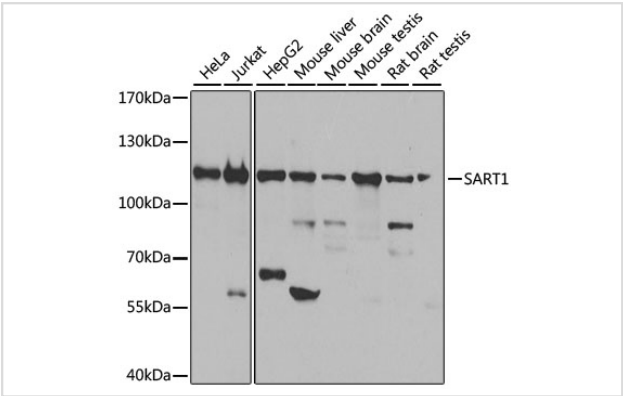
Description

Product Name	SART1 Polyclonal Antibody
Host Species	Rabbit
Clonality	Polyclonal
Isotype	IgG
Purification	Affinity purification
Applications	WB,IHC
Species Reactivity	Human,Mouse,Rat
Immunogen Description	Recombinant fusion protein of human SART1 (NP_005137.1).
Other Names	SART1;Ara1;HOMS1;SART1259;SNRNP110;Snu66;HAF
Accession No.	Uniprot:O43290GeneID:9092
Calculated MW	120kDa
SDS-PAGE MW	120kDa
Formulation	PBS with 0.02% sodium azide,50% glycerol,pH7.3.
Storage	Store at -20°C. Avoid freeze / thaw cycles.

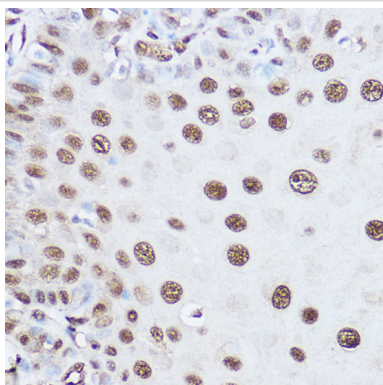
Application Details

WB 1:500 - 1:2000IHC 1:50 - 1:200

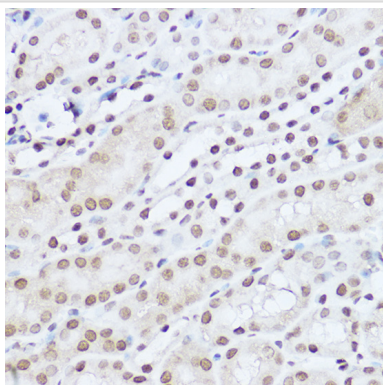
Images



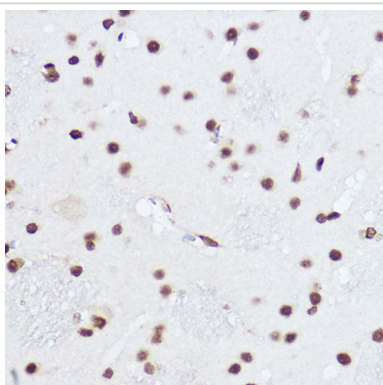
Western blot analysis of extracts of various cell lines, using SART1 antibody.



Immunohistochemistry of paraffin-embedded human esophageal using SART1 Rabbit pAb.



Immunohistochemistry of paraffin-embedded mouse kidney using SART1 Rabbit pAb.



Immunohistochemistry of paraffin-embedded rat brain using SART1 Rabbit pAb.

Background

This gene encodes two proteins, the SART1(800) protein expressed in the nucleus of the majority of proliferating cells, and the SART1(259) protein expressed in the cytosol of epithelial cancers. The SART1(259) protein is translated by the mechanism of -1 frameshifting during posttranscriptional regulation; its full-length sequence is not published yet. The two encoded proteins are thought to be involved in the regulation of proliferation. Both proteins have tumor-rejection antigens. The SART1(259) protein possesses tumor epitopes capable of inducing HLA-A2402-restricted cytotoxic T lymphocytes in cancer patients. This SART1(259) antigen may be useful in specific immunotherapy for cancer patients and may serve as a paradigmatic tool for the diagnosis and treatment of patients with atopy. The SART1(259) protein is found to be essential for the recruitment of the tri-snRNP to the pre-spliceosome in the spliceosome assembly pathway.

Published Papers

el at., Expression of interferon effector gene SART1 correlates with interferon treatment response against hepatitis B infection. In *Mediators Inflamm* on 2016 by Yong Li, Chuanlong Zhu et al..PMID: 28077916, , (2016)

[PMID:28077916](#)

Note: This product is for in vitro research use only and is not intended for use in humans or animals.