

Histone H3 (Tri-Methyl-Lys27) Antibody

Catalog No: #11582



Package Size: #11582-1 50ul #11582-2 100ul

Orders: order@signalwayantibody.comSupport: tech@signalwayantibody.com

Description

Product Name	Histone H3 (Tri-Methyl-Lys27) Antibody
Host Species	Rabbit
Clonality	Polyclonal
Purification	Antibodies were produced by immunizing rabbits with synthetic phosphopeptide and KLH conjugates. Antibodies were purified by affinity-chromatography using epitope-specific phosphopeptide. Non-phospho specific antibodies were removed by chromatography using non-phosphopeptide.
Applications	WB IHC IF
Species Reactivity	Hu Ms Rt
Immunogen Type	Peptide-KLH
Immunogen Description	Peptide sequence around Tri-Methylation site of lysine 27(A-R-K(tri-methyl)-S-A) derived from Human Histone H3.
Target Name	Histone H3
Modification	Methyl
Other Names	H3/a, H3/c, H3/d, H3/f, H3/h
Accession No.	Swiss-Prot#:P68431 NCBI Gene#:8351 NCBI Protein#:NP_003521.2
SDS-PAGE MW	17KD
Concentration	1.0mg/ml
Formulation	Supplied at 1.0mg/mL in phosphate buffered saline (without Mg ²⁺ and Ca ²⁺), pH 7.4, 150mM NaCl, 0.02% sodium azide and 50% glycerol.
Storage	Store at -20°C/1 year

Application Details

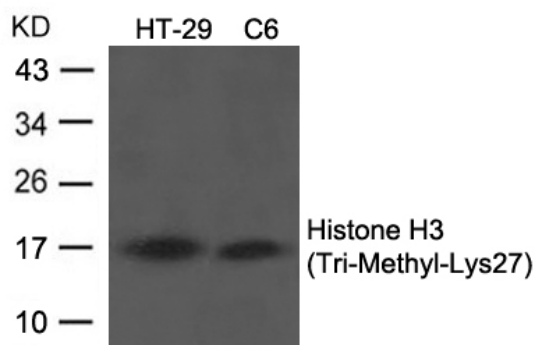
Predicted MW: 17kd

Western Blot: 1:500~1:1000

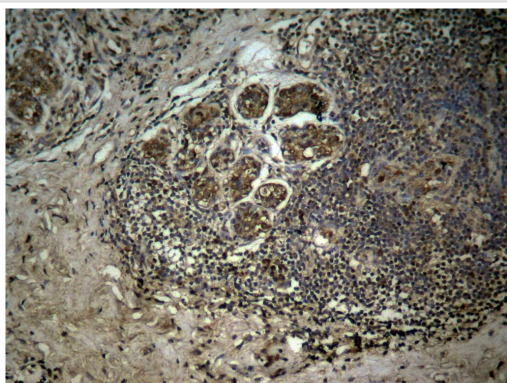
Immunohistochemistry: 1:50~1:100

Immunofluorescence: 1:100~1:200

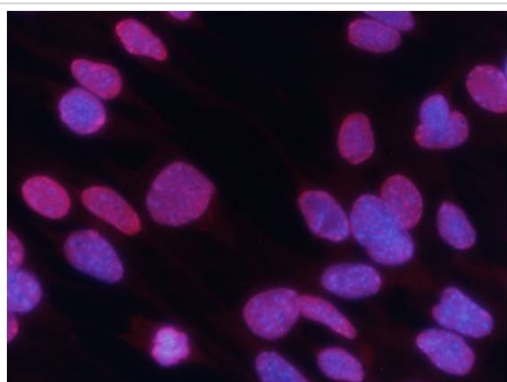
Images



Western blot analysis of extracts from HT29 and C6 cells using Histone H3 (Tri-Methyl-Lys27) Antibody #11582.



Immunohistochemical analysis of paraffin-embedded human breast carcinoma tissue using Histone H3 (Tri-Methyl-Lys27) Antibody#11582.



Immunofluorescence staining of methanol-fixed MEF cells using Histone H3 (Tri-Methyl-Lys27) Antibody #11582.

Background

Core component of nucleosome. Nucleosomes wrap and compact DNA into chromatin, limiting DNA accessibility to the cellular machineries which require DNA as a template. Histones thereby play a central role in transcription regulation, DNA repair, DNA replication and chromosomal stability. DNA accessibility is regulated via a complex set of post-translational modifications of histones, also called histone code, and nucleosome remodeling.

Note: This product is for in vitro research use only and is not intended for use in humans or animals.