

Histone H4R3me2s Polyclonal Antibody

Catalog No: #HW027

Package Size: #HW027-1 50ul #HW027-2 100ul

Orders: order@signalwayantibody.comSupport: tech@signalwayantibody.com

Description

Product Name	Histone H4R3me2s Polyclonal Antibody
Host Species	Rabbit
Clonality	Polyclonal
Purification	Antibodies were produced by immunizing rabbits and were purified by antigen affinity-chromatography.
Applications	WB IHC IF
Species Reactivity	Hu Ms Rt
Immunogen Type	Peptide
Immunogen Description	A synthetic peptide corresponding to the amino terminus of histone H4 in which Arg3 is di-methylated.
Target Name	Histone H4
Modification	Methyl
Other Names	H4; H4/n; H4F2; H4FN; FO108; HIST2H4
Accession No.	Gene ID: 8290 Swiss Prot: Q16695
SDS-PAGE MW	11kDa
Concentration	1.0mg/ml
Formulation	Buffer: PBS with 0.02% sodium azide, 50% glycerol, pH7.3.
Storage	Store at -20°C or -80°C. Avoid freeze / thaw cycles.

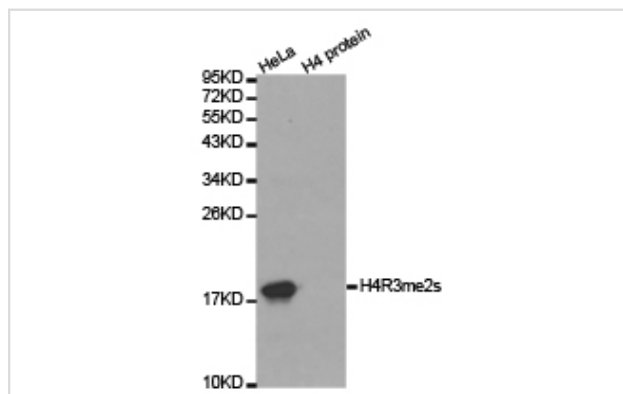
Application Details

WB 1:500 - 1:2000

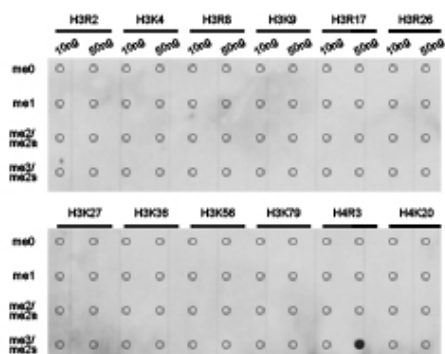
IHC 1:50 - 1:200

IF 1:50 - 1:200

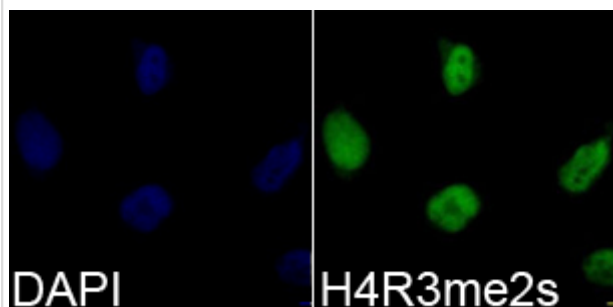
Images



Western blot analysis of extracts of HeLa cell line and H4 protein expressed in E.coli., using H4R3me2s antibody.



Dot-blot analysis of all sorts of methylation peptides using H4R3me2s antibody.



Immunofluorescence analysis of 293T cells using H4R3me2s antibody. Blue: DAPI for nuclear staining.

Background

Histones are basic nuclear proteins that are responsible for the nucleosome structure of the chromosomal fiber in eukaryotes. This structure consists of approximately 146 bp of DNA wrapped around a nucleosome, an octamer composed of pairs of each of the four core histones (H2A, H2B, H3, and H4). The chromatin fiber is further compacted through the interaction of a linker histone, H1, with the DNA between the nucleosomes to form higher order chromatin structures. This gene is intronless and encodes a member of the histone H4 family. Transcripts from this gene lack polyA tails; instead, they contain a palindromic termination element. This gene is found in a histone cluster on chromosome 1. This gene is one of four histone genes in the cluster that are duplicated; this record represents the centromeric copy.

Published Papers

el at., Arginine methyltransferase inhibitor 1 inhibits sarcoma viability in vitro and in vivo. In *Oncol Lett*. On 2018 Aug by Zhang B, Chen X et al.. PMID: 30008914, (2018)

[PMID:30008914](#)

el at., Arginine methyltransferase inhibitor 1 inhibits gastric cancer by downregulating eIF4E and targeting PRMT5. In *Toxicol Appl Pharmacol* on 2017 Dec by Baolai Zhang, Su Zhang, et al.. PMID: 28987382, (2017)

[PMID:28987382](#)

Note: This product is for in vitro research use only and is not intended for use in humans or animals.