

# KLK1 Antibody

Catalog No: #32443



Package Size: #32443-1 50ul #32443-2 100ul

Orders: [order@signalwayantibody.com](mailto:order@signalwayantibody.com)  
Support: [tech@signalwayantibody.com](mailto:tech@signalwayantibody.com)

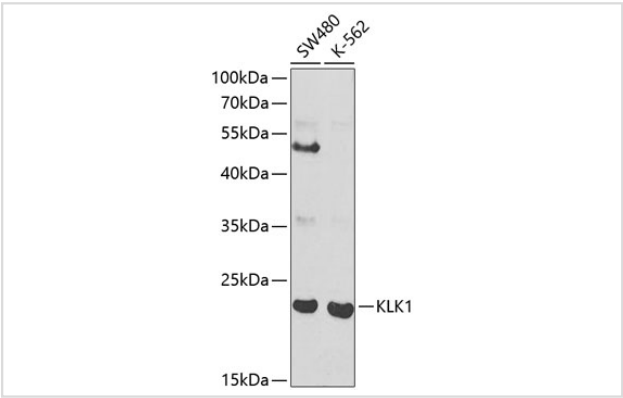
## Description

Product Name	KLK1 Antibody
Host Species	Rabbit
Clonality	Polyclonal
Isotype	IgG
Purification	Affinity purification
Applications	WB,IHC
Species Reactivity	Human,Mouse,Rat
Specificity	The antibody detects endogenous level of total KLK1 protein.
Immunogen Type	Recombinant Protein
Immunogen Description	Recombinant fusion protein of human KLK1 (NP_002248.1).
Target Name	KLK1
Other Names	KLK1;KLKR;Klk6;hK1
Accession No.	Uniprot:P06870GeneID:3816
SDS-PAGE MW	22kDa
Concentration	1.0mg/ml
Formulation	PBS with 0.02% sodium azide,50% glycerol,pH7.3.
Storage	Store at -20°C. Avoid freeze / thaw cycles.

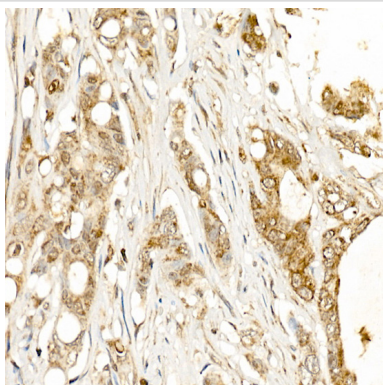
## Application Details

WB 1:500 - 1:2000IHC 1:50 - 1:200

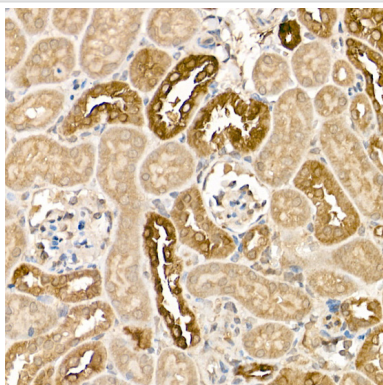
## Images



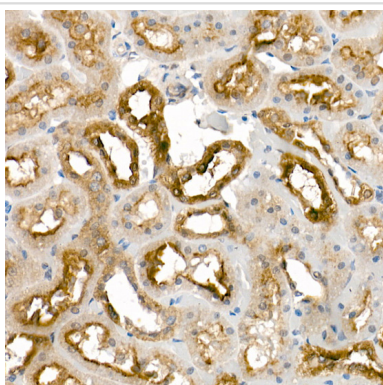
Western blot analysis of extracts of various cell lines, using KLK1 antibody.



Immunohistochemistry of paraffin-embedded human colon carcinoma using KLK1 Rabbit pAb.



Immunohistochemistry of paraffin-embedded mouse kidney using KLK1 Rabbit pAb.



Immunohistochemistry of paraffin-embedded rat kidney using KLK1 Rabbit pAb.

## Background

Kallikreins are a subgroup of serine proteases having diverse physiological functions. Growing evidence suggests that many kallikreins are implicated in carcinogenesis and some have potential as novel cancer and other disease biomarkers. This gene is one of the fifteen kallikrein subfamily members located in a cluster on chromosome 19. This protein is functionally conserved in its capacity to release the vasoactive peptide, Lys-bradykinin, from low molecular weight kininogen.

## Published Papers

el at., saKLK1-374 is more difficult to induce KLK1 expression in normal prostate cell lines than that in prostate cancer cell lines: Rethinking the universality of RNA activationInBiochem Biophys Res CommunOn2023 Feb 5byMengyang Zhang<sup>1,2</sup>Dongxu Lin et al..PMID: 36610381, , (2023)  
[PMID:36610381](#)

el at., Tissue Kallikrein Protects Rat Prostate against the Inflammatory Damage in a Chronic Autoimmune Prostatitis Model via Restoring Endothelial Function in a Bradykinin Receptor B2-Dependent Way. In Oxid Med Cell Longev on 2022 Feb 1 by Mengyang Zhang, Dongxu Lin,et al..PMID:35154561, , (2022)  
[PMID:35154561](#)

el at., saKLK1-374 is more difficult to induce KLK1 expression in normal prostate cell lines than that in prostate cancer cell lines: Rethinking the

universality of RNA activation. In Biochem Biophys Res Commun on 2022 Dec 30 by Mengyang Zhang, Dongxu Lin,et al..PMID:36610381, , (2022)  
[PMID:36610381](#)

el at., Human Tissue Kallikrein 1 Is Downregulated in Elderly Human Prostates and Possesses Potential In Vitro Antioxidative and Antifibrotic Effects in Rodent Prostates. In Oxid Med Cell Longev on 2021 Apr 30 by Mengyang Zhang, Changcheng Luo,et al..PMID:34007408, , (2021)  
[PMID:34007408](#)

---

Note: This product is for in vitro research use only and is not intended for use in humans or animals.