

ACP5 Antibody

Catalog No: #32694



Package Size: #32694-1 50ul #32694-2 100ul

Orders: order@signalwayantibody.comSupport: tech@signalwayantibody.com

Description

Product Name	ACP5 Antibody
Host Species	Rabbit
Clonality	Polyclonal
Purification	Antibodies were purified by affinity purification using immunogen.
Applications	WB,IF,IHC
Species Reactivity	Human,Mouse,Rat
Specificity	The antibody detects endogenous level of total ACP5 protein.
Immunogen Type	Recombinant Protein
Immunogen Description	Recombinant protein of human ACP5.
Target Name	ACP5
Other Names	TRAP; SPENCDI;
Accession No.	Swiss-Prot:P13686NCBI Gene ID:54
SDS-PAGE MW	36KD
Concentration	1.0mg/ml
Formulation	Supplied at 1.0mg/mL in phosphate buffered saline (without Mg ²⁺ and Ca ²⁺), pH 7.4, 150mM NaCl, 0.02% sodium azide and 50% glycerol.
Storage	Store at -20°C

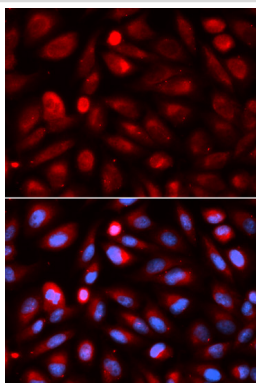
Application Details

WB□1:500 - 1:2000

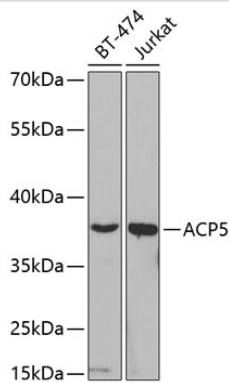
IF□1:50 - 1:200

IHC 1:50 - 1:200

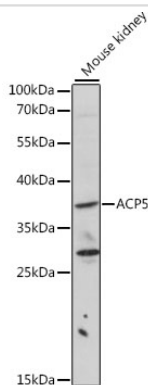
Images



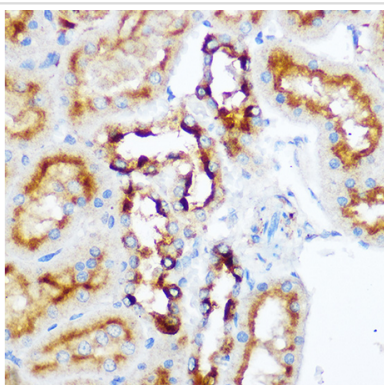
Immunofluorescence analysis of U2OS cells using ACP5 antibody. Blue: DAPI for nuclear staining.



Western blot analysis of extracts of various cell lines, using ACP5 antibody at 1:200 dilution.



Western blot analysis of extracts of mouse kidney, using ACP5 antibody at 1:1000 dilution.



Immunohistochemistry of paraffin-embedded Rat kidney using ACP5 antibody at dilution of 1:100 (40x lens).

Background

This gene encodes an iron containing glycoprotein which catalyzes the conversion of orthophosphoric monoester to alcohol and orthophosphate. It is the most basic of the acid phosphatases and is the only form not inhibited by L(+)-tartrate.

Published Papers

el et., Targeting actin-bundling protein L-plastin as an anabolic therapy for bone loss. In Sci Adv on 2020 Nov 18 by Xiaoqun Li, Lipeng Wang, et al..PMID:33208358, , (2020)

[PMID:33208358](https://pubmed.ncbi.nlm.nih.gov/33208358/)

Note: This product is for in vitro research use only and is not intended for use in humans or animals.