

Akt(Phospho-Ser473) Rabbit mAb

Catalog No: #14238



Package Size: #14238-1 50ul #14238-2 100ul

Orders: order@signalwayantibody.comSupport: tech@signalwayantibody.com

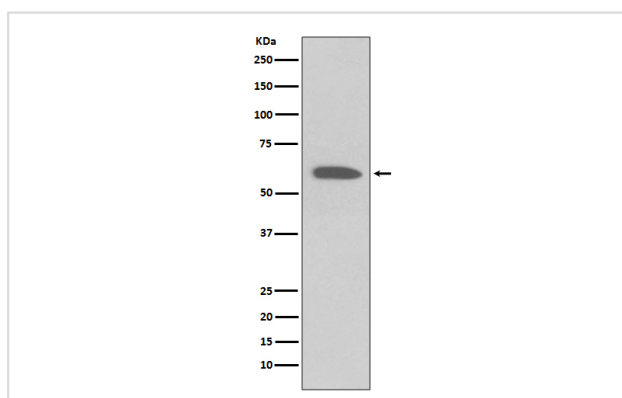
Description

Product Name	Akt(Phospho-Ser473) Rabbit mAb
Host Species	Recombinant Rabbit
Clonality	Monoclonal
Isotype	Rabbit IgG
Purification	Affinity-chromatography
Applications	WB IHC ICC/IF
Species Reactivity	Human;Mouse;Rat
Specificity	Phospho-Akt(Ser473) Antibody detects endogenous levels of total Phospho-Akt(Ser473)
Immunogen Description	A synthesized peptide derived from human Phospho-Akt(Ser473)
Conjugates	Unconjugated
Other Names	AKT; AKT1 kinase; C-AKT; PKB; PKB-alpha; Protein kinase B; RAC; RAC-PK-alpha;
Accession No.	Uniprot:P31749
Calculated MW	60kDa
Formulation	Rabbit IgG in phosphate buffered saline , pH 7.4, 150mM NaCl, 0.02% sodium azide and 50% glycerol.
Storage	Store at +4°C short term. Store at -20°C long term. Avoid freeze / thaw cycle.

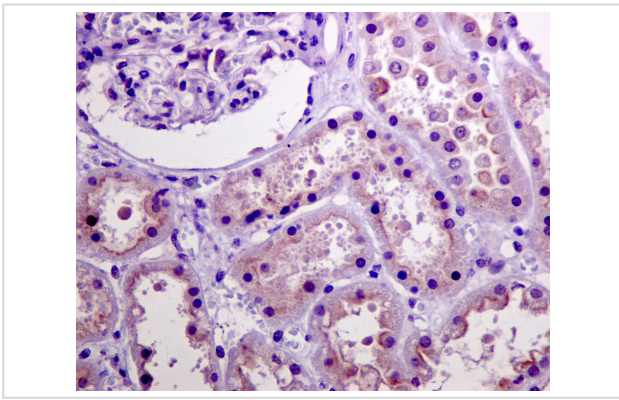
Application Details

WB:1:500~1:2000IHC:1:50~1:200ICC/IF:1:100~1:500

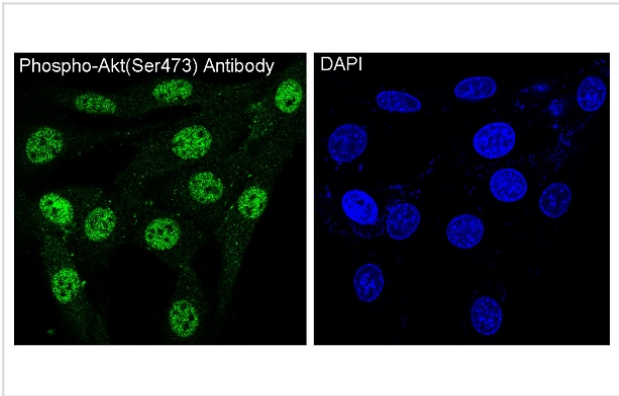
Images



Western blot analysis on 2 NIH/3T3 cell lysate treated with PDGF using Phospho-Akt(Ser473) Antibody.



Immunohistochemical analysis of paraffin-embedded human kidney, using Phospho-Akt(Ser473) Antibody.



Immunofluorescent analysis of NIH/3T3 cells treated with PDGF, using Phospho-Akt(Ser473) Antibody.

Product Description

An AGC kinase that plays a critical role in controlling the balance between survival and apoptosis. Phosphorylated and activated by PDK1 in the PI3 kinase pathway. Mediates survival signals downstream of PI3 kinase and several growth factor receptors by phosphorylating apoptotic proteins. First found in a mouse transforming retrovirus.

Published Papers

Canela Enric I;Cordom Arnau;de La Torre Rafael;Gasperini Paola;Howell Lesley A;Lanfume Laurence;Lluís Carmen;Maldonado Rafael;McCormick Peter J;Moreno Estefanía;Navarro Gemma;Pardo Leonardo;Pastor Antoni;Robledo Patricia;Viñals Xavier et al., Cognitive Impairment Induced by Delta9-tetrahydrocannabinol Occurs through Heteromers between Cannabinoid CB1 and Serotonin 5-HT2A Receptors, , (2015)

[PMID:26158621](#)

Qiaoli Chen;Quanxiang Hao;Yanping Yang;Limei Li;Danping Li;Ran Zhao;Wanqi Wei;Lixian Deng;Jiaming Su;Ziyuan Liang;Shiyue Tang;Yaomin Lu;Yushan Liang;Zhe Zhang;Xiaoying Zhou;Xue Xiao;Ping Li;Yi Huang;Weilin Zhao et al., Carboxylesterase 4A Inhibits the Malignant Biological Behavior of Nasopharyngeal Carcinoma via the PI3K/AKT Pathway., , (2025)

[PMID:39912257](#)

Note: This product is for in vitro research use only and is not intended for use in humans or animals.