

TBLR1 Monoclonal Antibody

Catalog No: #27036



Package Size: #27036-1 50ul #27036-2 100ul

Orders: order@signalwayantibody.comSupport: tech@signalwayantibody.com

Description

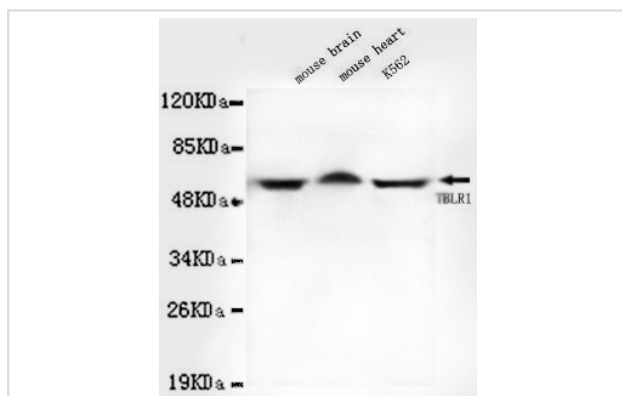
Product Name	TBLR1 Monoclonal Antibody
Host Species	Mouse
Clonality	Monoclonal
Isotype	IgG1
Purification	Purified by antigen-affinity chromatography.
Applications	WB ICC IHC
Species Reactivity	Hu Ms Rt P D
Immunogen Type	Recombinant protein
Immunogen Description	Recombinant full length protein (514aa) of human TBLR1.
Conjugates	Unconjugated
Target Name	TBLR1
Other Names	F-box-like/WD repeat-containing protein TBL1XR1 □TBL1-related protein 1 □transducin beta-like 1X-related protein 1 □nuclear receptor co-repressor/HDAC3 complex subunit □nuclear receptor co-repressor/HDAC3 complex subunit TBLR1
Accession No.	UniProt:Q9BZK7 NCBI Gene ID:79718
Formulation	Purified mouse monoclonal in buffer containing 0.1M Tris-Glycine (pH 7.4, 150 mM NaCl) with 0.2% sodium azide, 50% glycerol
Storage	store at -20°C

Application Details

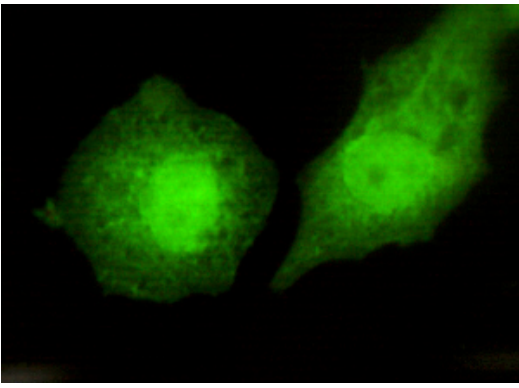
Predicted MW: 60kd

Western blotting: 1:1000

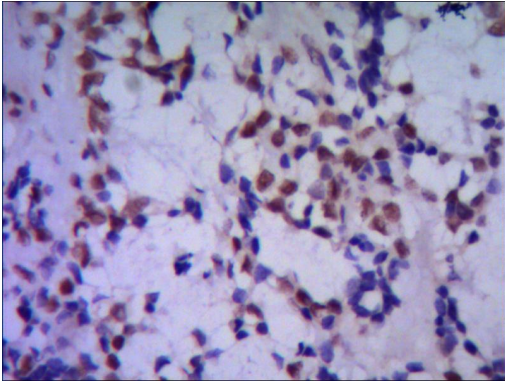
Images



1:1000 dilution of this antibody detected TBLR1 on 40ug of cell lysates



HeLa cells using anti- TBLR1 antibody diluted 1:150



Paraffin-- embedded huma breast cancer using anti-TBL1XR1 diluted 1:50-1:100

Note: This product is for in vitro research use only and is not intended for use in humans or animals.