

# TFR2 Polyclonal Antibody

Catalog No: #31754



Package Size: #31754-1 50ul #31754-2 100ul

Orders: [order@signalwayantibody.com](mailto:order@signalwayantibody.com)  
Support: [tech@signalwayantibody.com](mailto:tech@signalwayantibody.com)

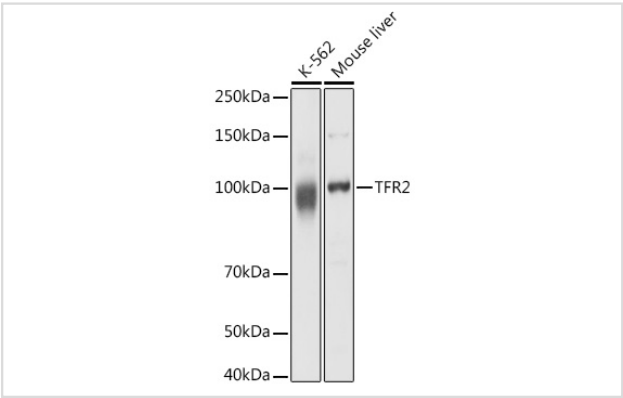
## Description

Product Name	TFR2 Polyclonal Antibody
Host Species	Rabbit
Clonality	Polyclonal
Isotype	IgG
Purification	Affinity purification
Applications	WB,IHC,IF
Species Reactivity	Human;Mouse
Immunogen Description	Recombinant fusion protein of human TFR2 (NP_003218.2).
Conjugates	Unconjugated
Other Names	TFR2;HFE3;TFR2
Accession No.	Uniprot:Q9UP52GeneID:7036
Calculated MW	89kDa
SDS-PAGE MW	100KDa
Formulation	PBS with 0.02% sodium azide,50% glycerol,pH7.3.
Storage	Store at -20°C. Avoid freeze / thaw cycles.

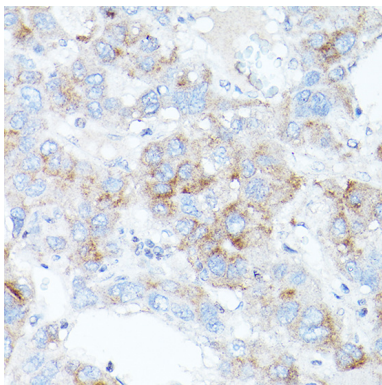
## Application Details

WB 1:500 - 1:2000IHC 1:50 - 1:200IF 1:50 - 1:200

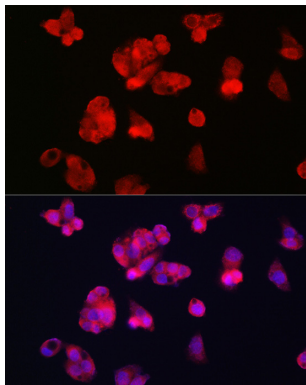
## Images



Western blot analysis of extracts of various cell lines, using TFR2 antibody.



Immunohistochemistry of paraffin-embedded human liver cancer using TFR2 antibody.



Immunofluorescence analysis of HepG2 cells using TFR2 Rabbit pAb.

## Background

This gene encodes a single-pass type II membrane protein, which is a member of the transferrin receptor-like family. This protein mediates cellular uptake of transferrin-bound iron, and may be involved in iron metabolism, hepatocyte function and erythrocyte differentiation. Mutations in this gene have been associated with hereditary hemochromatosis type III. Alternatively spliced transcript variants encoding different isoforms have been described for this gene.

**Note:** This product is for in vitro research use only and is not intended for use in humans or animals.