

AKT Mouse Monoclonal Antibody(1H2)

Catalog No: #44149



Package Size: #44149-1 50ul #44149-2 100ul

Orders: order@signalwayantibody.com

Support: tech@signalwayantibody.com

Description


Product Name	AKT Mouse Monoclonal Antibody(1H2)
Host Species	Mouse
Clonality	Monoclonal
Clone No.	1H2
Isotype	IgG1
Applications	WB IHC
Species Reactivity	Human
Specificity	AKT Mouse Monoclonal Antibody(1H2) detects endogenous levels of AKT1
Immunogen Type	Peptide
Immunogen Description	Synthetic Peptide
Conjugates	Unconjugated
Target Name	AKT
Other Names	AKT1
Calculated MW	60kd
Concentration	1mg/ml
Formulation	Liquid in PBS containing 50% glycerol, 0.5% BSA and 0.02% sodium azide.
Storage	Store at -20°C/1 year

Application Details

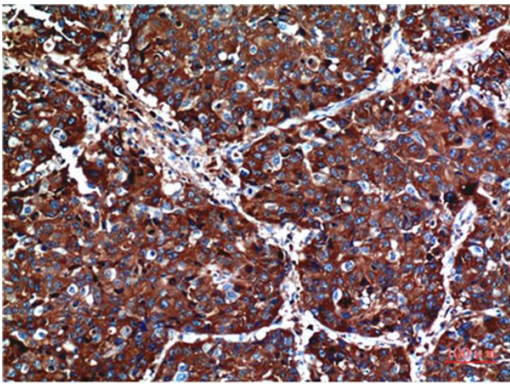
Western blotting: 1:1000-1:2000

Immunohistochemistry: 1:100-1:200

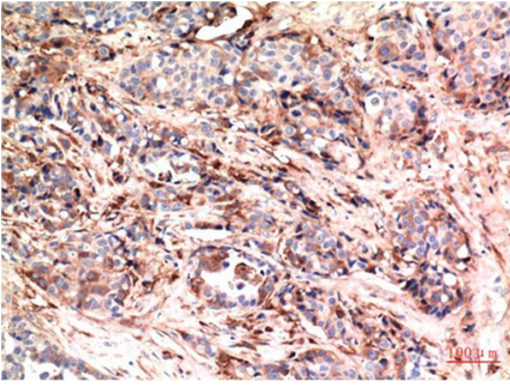
Images



Western blot analysis of PC3 Cell Lysate using Akt Mouse mAb diluted at 1:1000.



Immunohistochemical analysis of paraffin-embedded Human Lung Carcinoma Tissue using Akt Mouse mAb diluted at 1:200.



Immunohistochemical analysis of paraffin-embedded Human Breast Carcinoma Tissue using Akt Mouse mAb diluted at 1:200.

Published Papers

Yao Lu;Qian Wang;Shan Fan;Bin Hu;Liang Sun;Hanzhong Xue;Chengpei Zhou;Yong Zhou;Kun Zhang;Zhong Li;Teng Ma et al., Effective use of PI3K inhibitor BKM120 to treat human osteosarcoma, , (2017)

PMID:

Note: This product is for in vitro research use only and is not intended for use in humans or animals.