

GSK3 β Mouse Monoclonal Antibody(2C6)

Catalog No: #44161



Package Size: #44161-1 50ul #44161-2 100ul

Orders: order@signalwayantibody.com

Support: tech@signalwayantibody.com

Description

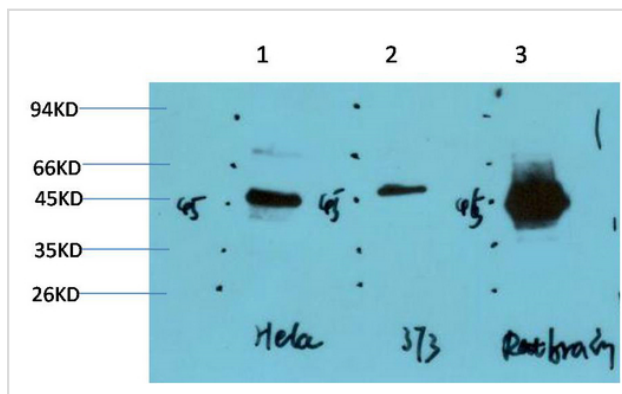
Product Name	GSK3 β Mouse Monoclonal Antibody(2C6)
Host Species	Mouse
Clonality	Monoclonal
Clone No.	2C6
Isotype	IgG1
Applications	WB IHC
Species Reactivity	Human;Mouse;Rat
Specificity	GSK3 β Mouse Monoclonal Antibody(2C6) detects endogenous levels of GSK3B
Immunogen Type	Peptide
Immunogen Description	Synthetic Peptide
Conjugates	Unconjugated
Target Name	GSK3 β
Other Names	GSK3B
Calculated MW	46kd
Concentration	1mg/ml
Formulation	Liquid in PBS containing 50% glycerol, 0.5% BSA and 0.02% sodium azide.
Storage	Store at -20°C/1 year

Application Details

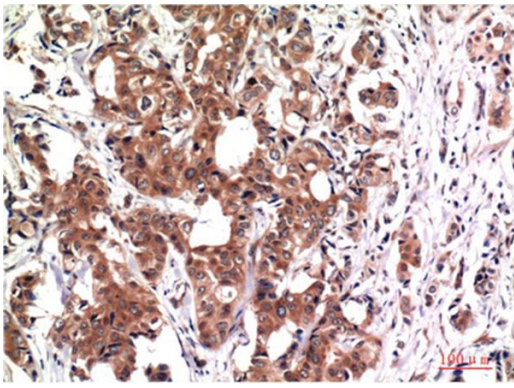
Western blotting: 1:1000-1:2000

Immunohistochemistry: 1:100-1:200

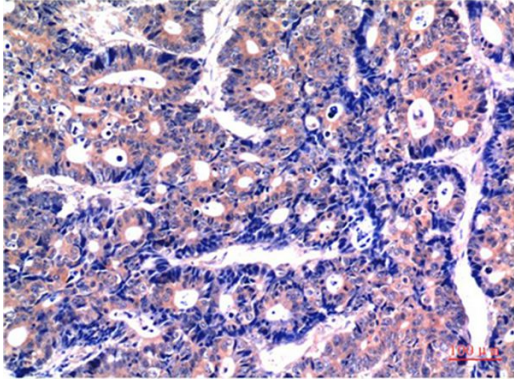
Images



Western blot analysis of 1) HeLa Cell Lysate, 2) 3T3 Cell Lysate, 3) Rat Brain Tissue Lysate using GSK3 β Mouse mAb diluted at 1:1000.



Immunohistochemical analysis of paraffin-embedded Human Breast Carcinoma Tissue using GSK3 β Mouse mAb diluted at 1:200.



Immunohistochemical analysis of paraffin-embedded Human Stomach Carcinoma Tissue using GSK3 β Mouse mAb diluted at 1:200.

Published Papers

Hao Peipei, Ding Ruifeng, Bai Xuefeng, Zhang Aimin, Jin Ziqi, Zhang Jiayi, Xue Yongzhi et al., Sea buckthorn regulates PXR/CAR/NF- κ B signaling and restores CYP2C metabolic function in BCG-induced hepatitis, *Journal of ethnopharmacology*, (2025)

[PMID:40513919](https://pubmed.ncbi.nlm.nih.gov/40513919/)

Note: This product is for in vitro research use only and is not intended for use in humans or animals.