

MMP-9 Monoclonal Antibody

Catalog No: #49188



Package Size: #49188-1 50ul #49188-2 100ul

Orders: order@signalwayantibody.com

Support: tech@signalwayantibody.com

Description

Product Name	MMP-9 Monoclonal Antibody
Host Species	Mouse
Clonality	Monoclonal
Purification	Affinity purification
Applications	WB;IHC;IF;FCM;ELISA
Species Reactivity	Human
Specificity	MMP-9 Monoclonal Antibody detects endogenous levels of MMP-9 protein.
Immunogen Description	Purified recombinant fragment of human MMP-9 expressed in E. Coli.
Conjugates	Unconjugated
Target Name	MMP9
Other Names	MMP9;CLG4B;Matrix metalloproteinase-9;MMP-9;92 kDa gelatinase;92 kDa type IV collagenase;Gelatinase B;GELB
Calculated MW	78kD
Formulation	Liquid in PBS containing 50% glycerol, 0.5% BSA and 0.02% sodium azide.
Storage	Store at -20°C/1 year

Application Details

WB 1:500 - 1:2000.


IHC 1:200 - 1:1000.

IF 1:200 - 1:1000.

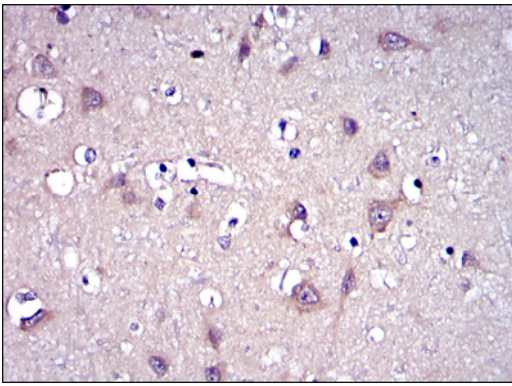
Flow cytometry: 1:200 - 1:400.

ELISA: 1:10000.

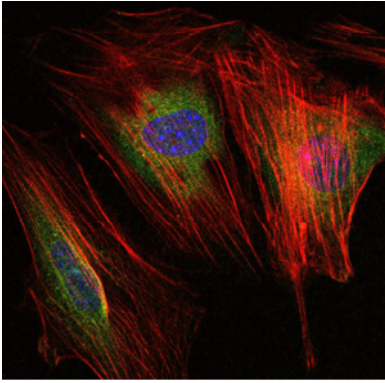
Images



Western Blot analysis using MMP-9 Monoclonal Antibody against HEK293 (1), MMP7-hlgGFc transfected HEK293 (2) cell lysate and MMP9-hlgGFc transfected HEK293 (3) cell lysate.



Immunohistochemistry analysis of paraffin-embedded brain tissues with DAB staining using MMP-9 Monoclonal Antibody.



Immunofluorescence analysis of NIH/3T3 cells using MMP-9 Monoclonal Antibody (green).

Published Papers

Hua Ying, Zhou Ziqi, Zhang Can, Fang Hai, Wu Mingxing, Chen Zhiyong, Ku Xin, Yan Wei et al., Proteomic portrait of degranulation program in human circulating neutrophils upon multi-inflammatory and infectious activation, *Molecular & cellular proteomics* : MCP, (2025)

[PMID:41033464](#)

Note: This product is for in vitro research use only and is not intended for use in humans or animals.