

Perilipin A Rabbit mAb

Catalog No: #49451

Package Size: #49451-1 50ul #49451-2 100ul

Orders: order@signalwayantibody.comSupport: tech@signalwayantibody.com

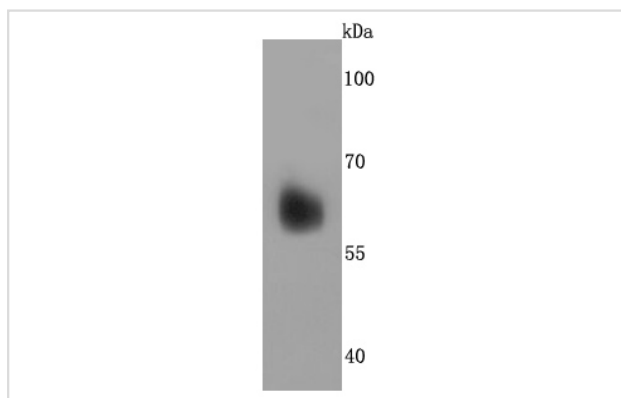
Description

Product Name	Perilipin A Rabbit mAb
Host Species	Recombinant Rabbit
Clonality	Monoclonal antibody
Clone No.	JM10-96
Purification	ProA affinity purified
Applications	WB, ICC/IF
Species Reactivity	Human;Mouse
Immunogen Description	recombinant protein
Conjugates	Unconjugated
Other Names	Lipid droplet associated protein antibody PERIA antibody PERIB antibody Perilipin A antibody Perilipin antibody Perilipin B antibody PLIN antibody
Accession No.	Swiss-Prot#:O60240
Calculated MW	56 kDa
Formulation	1*TBS (pH7.4), 1%BSA, 40%Glycerol. Preservative: 0.05% Sodium Azide.
Storage	Store at -20°C

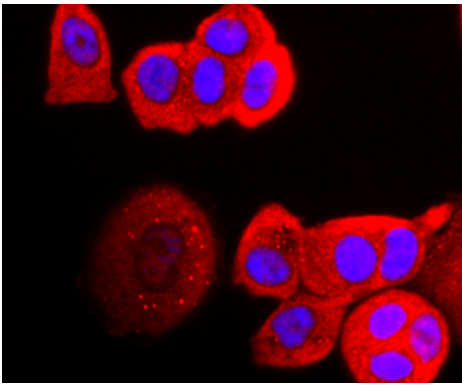
Application Details

WB: 1:1,000-5,000 ICC: 1:100-1:500

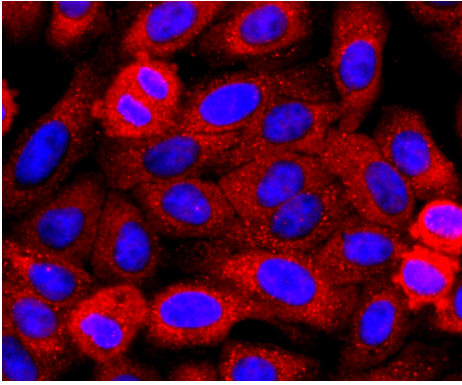
Images



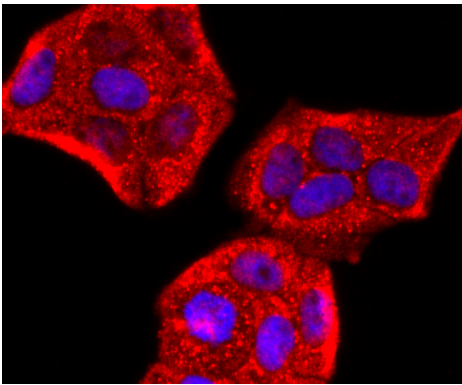
Western blot analysis of Perilipin A on human liver cells lysates using anti-Perilipin A antibody at 1/500 dilution.



ICC staining Perilipin A in MCF-7 cells (red). The nuclear counter stain is DAPI (blue). Cells were fixed in paraformaldehyde, permeabilised with 0.25% Triton X100/PBS.



ICC staining Perilipin A in HepG2 cells (red). The nuclear counter stain is DAPI (blue). Cells were fixed in paraformaldehyde, permeabilised with 0.25% Triton X100/PBS.



ICC staining Perilipin A in HeLa cells (red). The nuclear counter stain is DAPI (blue). Cells were fixed in paraformaldehyde, permeabilised with 0.25% Triton X100/PBS.

Background

Modulator of adipocyte lipid metabolism. Coats lipid storage droplets to protect them from breakdown by hormone-sensitive lipase (HSL). Its absence may result in leanness. Plays a role in unilocular lipid droplet formation by activating CIDEC. Their interaction promotes lipid droplet enlargement and directional net neutral lipid transfer. May modulate lipolysis and triglyceride levels.

References

1. Matthews AG et al. Compound heterozygous mutation of Rag1 leading to Omenn syndrome. PLoS One 10:e0121489 (2015).
2. Nurnberg ST et al. Coronary Artery Disease Associated Transcription Factor TCF21 Regulates Smooth Muscle Precursor Cells That Contribute to the Fibrous Cap. PLoS Genet 11:e1005155 (2015).

Published Papers

el at., The protective role of FTY720 in promoting survival of allograft fat in mice In Kaohsiung J Med Sci on 2022 Sep by Yi Yi, Wei-Jie Hu, et al..PMID:35833419, (2022)

[PMID:35833419](https://pubmed.ncbi.nlm.nih.gov/35833419/)

Yanran Wang et al., Rapid and solvent-free, 2-hydroxyethyl methacrylate (HEMA)-acrylamide (AAm) copolymer-based optical clearing of tissue for

fluorescent imaging, Bio-protocol, (2025)

PMID:41306578

Note: This product is for in vitro research use only and is not intended for use in humans or animals.