Product Datasheet

CHD3 Rabbit mAb

Catalog No: #56204

Package Size: #56204-1 50ul #56204-2 100ul

Orders: order@signalwayantibody.com
Support: tech@signalwayantibody.com

Description

Product Name	CHD3 Rabbit mAb
Host Species	Recombinant Rabbit
Clonality	Monoclonal
Isotype	Rabbit IgG
Purification	Affinity-chromatography
Applications	WB IHC ICC/IF
Species Reactivity	Human;Mouse;Rat
Specificity	CHD3 Antibody detects endogenous levels of total CHD3
Immunogen Description	A synthesized peptide derived from human CHD3
Conjugates	Unconjugated
Other Names	CHD-3; Chd3; Chd7; hZFH; Mi2 ALPHA; Prp7; ZFH; Zinc finger helicase;
Accession No.	Uniprot:Q12873
Calculated MW	227kDa
SDS-PAGE MW	260kDa
Formulation	Rabbit IgG in phosphate buffered saline , pH 7.4, 150mM NaCl, 0.02% sodium azide and 50% glycerol.
Storage	Store at +4°C short term. Store at -20°C long term. Avoid freeze / thaw cycle.

Application Details

WB:1:500~1:2000

IHC:1:50~1:200

ICC/IF:1:50~1:200

FC:1:50

Images

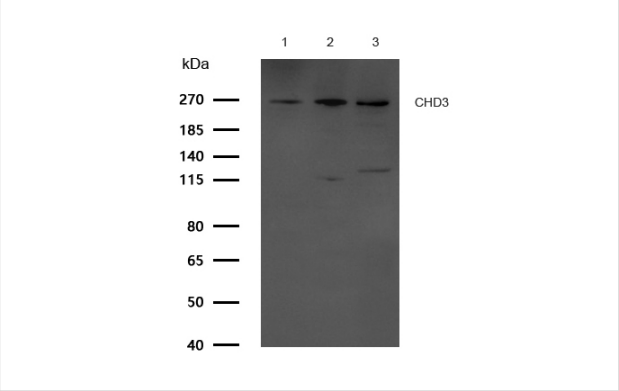

All lanes: CHD3 Rabbit mAb at 1/1k dilution

Lane 1 : Hela whole cell lysates Lane 2 : Mouse brain lysates
Lane 3 : Rat brain lysates

Lysates/proteins at 20 µg per lane.

Secondary
All lanes : Goat Anti-Rabbit IgG H&L (HRP) at 1/20000 dilution

Predicted band size: 227 kDa
Observed band size: 260 kDa

Exposure time: 9 seconds

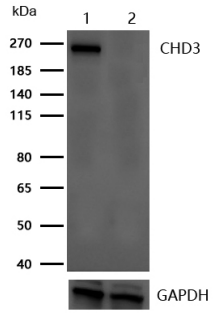

All lanes:CHD3 Rabbit mAb at 1/1k dilution

Lane 1 : Wild-type Hela cell lysate
Lane 2 : CHD3 knockdown Hela cell lysate

Lysates/proteins at 20 µg per lane.

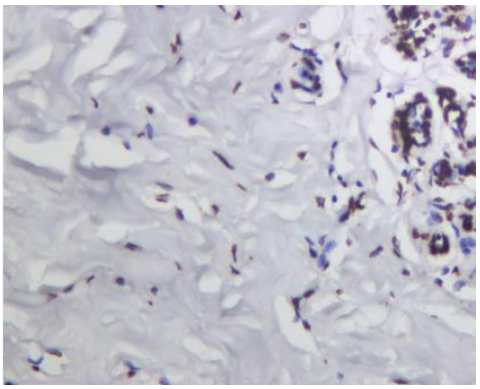

Formalin-fixed, paraffin-embedded human breast tissue stained for CHD3 using 56204 at 1/100 dilution in immunohistochemical analysis.

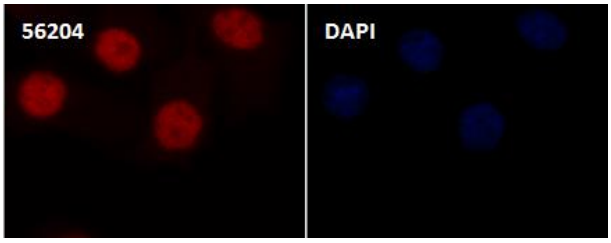

Immunocytochemistry/ Immunofluorescence CHD3 antibody (56204) ICC/IF staining of CHD3 in C6 cells. Cells were fixed with 4% Paraformaldehyde permeabilized with 0.1% Triton X-100.

Samples were incubated with 56204 at a working dilution of 1/100. The secondary antibody was Alexa FluorB 647 goat anti rabbit, used at a dilution of 1/500.

Nuclei were counterstained with DAPI.

Product Description

Component of the histone deacetylase NuRD complex which participates in the remodeling of chromatin by deacetylating histones. Required for anchoring centrosomal pericentrin in both interphase and mitosis, for spindle organization and centrosome integrity.

Note: This product is for in vitro research use only and is not intended for use in humans or animals.