Product Datasheet

Grp75 Rabbit mAb

Catalog No: #56225

Package Size: #56225-1 50ul #56225-2 100ul

Orders: order@signalwayantibody.com
Support: tech@signalwayantibody.com

Description

Product Name	Grp75 Rabbit mAb
Host Species	Recombinant Rabbit
Clonality	Monoclonal
Isotype	Rabbit IgG
Purification	Affinity-chromatography
Applications	WB
Species Reactivity	Human;Mouse;Rat
Specificity	Grp75 Antibody detects endogenous levels of total Grp75
Immunogen Description	A synthesized peptide derived from human Grp75
Conjugates	Unconjugated
Other Names	GRP-75; Heat shock 70 kDa protein 9; Mortalin; MOT; Peptide-binding protein 74; PBP74; HSPA9; GRP75; HSPA9B; mt-HSP70;
Accession No.	Uniprot:P38646
Calculated MW	74kDa
SDS-PAGE MW	74kDa
Formulation	Rabbit IgG in phosphate buffered saline , pH 7.4, 150mM NaCl, 0.02% sodium azide and 50% glycerol.
Storage	Store at +4°C short term. Store at -20°C long term. Avoid freeze / thaw cycle.

Application Details

WB:1:500~1:2000

Images

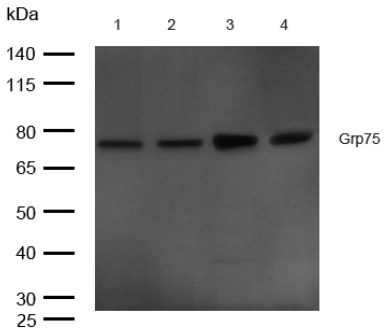

All lanes: Grp75 Rabbit mAb at 1/1k dilution

Lane 1 : MCF7 whole cell lysates Lane 2 : HepG2 whole cell lysates Lane 3 : Rat brain lysates Lane 4 : Rat liver lysates

Lysates/proteins at 20 µg per lane.

Secondary
All lanes : Goat Anti-Rabbit IgG H&L (HRP) at 1/20000 dilution

Predicted band size: 74 kDa
Observed band size: 74 kDa

Exposure time: 4 seconds

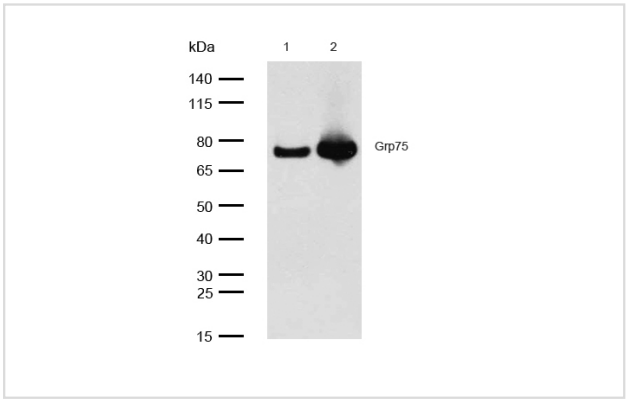

All lanes: Grp75 Rabbit mAb at 1/1k dilution

Lane 1 : Hela whole cell lysates Lane 2 : Mouse liver lysates

Lysates/proteins at 20 µg per lane.

Secondary
All lanes : Goat Anti-Rabbit IgG H&L (HRP) at 1/20000 dilution

Predicted band size: 74 kDa
Observed band size: 74 kDa

Exposure time: 3 seconds

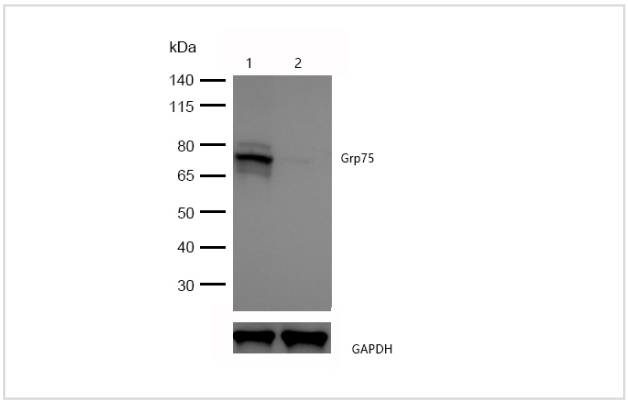

All lanes:Grp75 Rabbit mAb at 1/1k dilution

Lane 1 : Wild-type Hela cell lysate
Lane 2 : Grp75 knockdown Hela cell lysate

Lysates/proteins at 20 µg per lane.

Product Description

Implicated in the control of cell proliferation and cellular aging. May also act as a chaperone.

Note: This product is for in vitro research use only and is not intended for use in humans or animals.