

VASP Rabbit mAb

Catalog No: #58680



Package Size: #58680-1 50ul #58680-2 100ul

Orders: order@signalwayantibody.com

Support: tech@signalwayantibody.com

Description

Product Name	VASP Rabbit mAb
Host Species	Rabbit
Clonality	Monoclonal
Isotype	Rabbit IgG
Purification	Affinity-chromatography
Applications	WB;IHC;ICC/IF
Species Reactivity	Human
Specificity	VASP Antibody detects endogenous levels of total VASP
Conjugates	Unconjugated
Other Names	Vasodilator-stimulated phosphoprotein; VASP
Accession No.	P50552
Calculated MW	40 kDa
SDS-PAGE MW	47 kDa
Formulation	Rabbit IgG in phosphate buffered saline , pH 7.4, 150mM NaCl, 0.02% sodium azide and 50% glycerol.
Storage	Store at +4°C short term. Store at -20°C long term. Avoid freeze / thaw cycle.

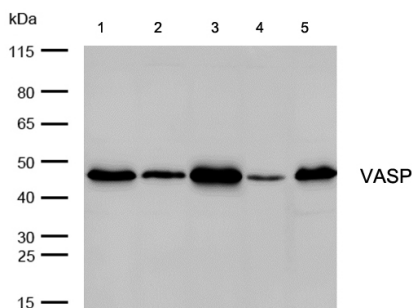
Application Details

WB: 1:500-1:2000

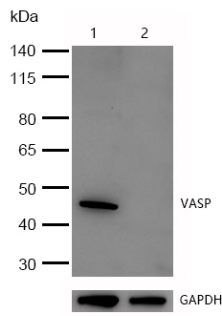
IHC: 1:50-1:200

ICC/IF: 1:50-1:200

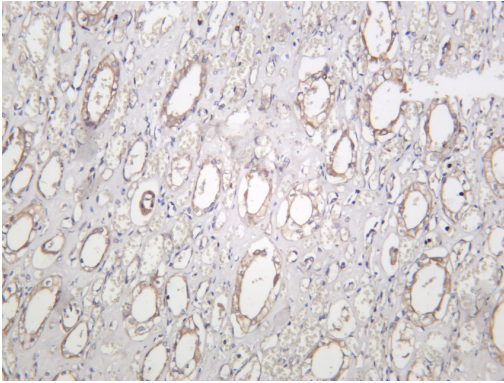
Images



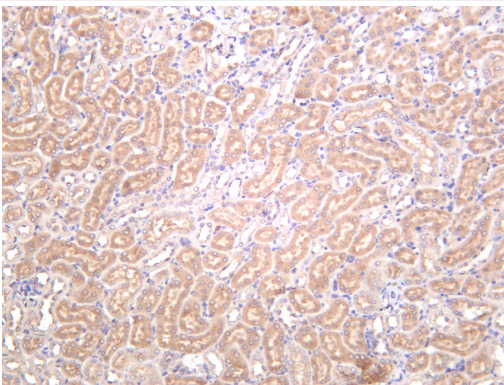
All lanes: VASP Rabbit mAb at 1/1k dilution
 Lane 1 : Hela whole cell lysates
 Lane 2 : JK whole cell lysates
 Lane 3 : HepG2 whole cell lysates
 Lane 4 : MCF-7 whole cell lysates
 Lane 5 : SH-SY5Y whole cell lysates
 Lysates/proteins at 20 µg per lane.
 Secondary All lanes : Goat Anti-Rabbit IgG H&L (HRP) at 1/20000 dilution
 Predicted band size: 40 kDa
 Observed band size: 47 kDa
 Exposure time: 3 seconds



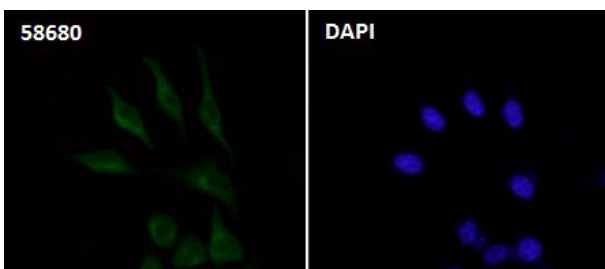
All lanes :VASP Rabbit mAb at 1/1k dilution
 Lane 1 : Wild-type HAP1 cell lysate
 Lane 2 : VASP knockdown HAP1 cell lysate
 Lysates/proteins at 20 µg per lane.



Formalin-fixed, paraffin-embedded human kidney tissue stained for VASP using 58680 at 1/100 dilution in immunohistochemical analysis.



Formalin-fixed, paraffin-embedded mouse kidney tissue stained for VASP using 58680 at 1/100 dilution in immunohistochemical analysis.



Immunocytochemistry/ Immunofluorescence VASP antibody (58680) ICC/IF staining of VASP in HeLa cells. Cells were fixed with 4% Paraformaldehyde permeabilized with 0.1% Triton X-100.

Samples were incubated with 58680 at a working dilution of 1/100. The secondary antibody was Alexa FluorB 488 goat anti rabbit, used at a dilution of 1/500.

Nuclei were counterstained with DAPI.

Note: This product is for in vitro research use only and is not intended for use in humans or animals.