

IRAK3 Rabbit mAb

Catalog No: #58947



Package Size: #58947-1 50ul #58947-2 100ul

Orders: order@signalwayantibody.com

Support: tech@signalwayantibody.com

Description

Product Name	IRAK3 Rabbit mAb
Host Species	Rabbit
Clonality	Monoclonal
Isotype	Rabbit IgG
Purification	Affinity-chromatography
Applications	WB;IHC;ICC/IF
Species Reactivity	Human
Specificity	IRAK3 Antibody detects endogenous levels of IRAK3
Conjugates	Unconjugated
Other Names	ASRT5; FLJ13601; IL-1 receptor-associated kinase M; Interleukin-1 receptor-associated kinase 3; interleukin-1 receptor-associated kinase M; IRAK-3; IRAK-M; IRAK3; IRAKM;
Accession No.	Q9Y616
Calculated MW	68 kDa
SDS-PAGE MW	68 kDa
Formulation	Rabbit IgG in phosphate buffered saline , pH 7.4, 150mM NaCl, 0.02% sodium azide and 50% glycerol.
Storage	Store at +4°C short term. Store at -20°C long term. Avoid freeze / thaw cycle.

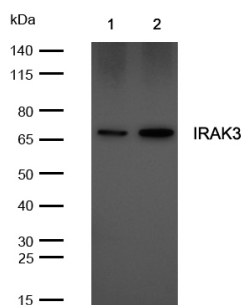
Application Details

WB: 1:500-1:2000

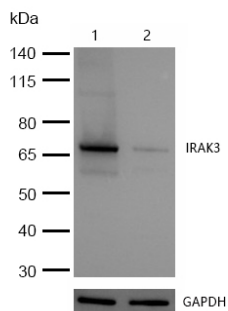
IHC: 1:50-1:200

ICC/IF: 1:50-1:200

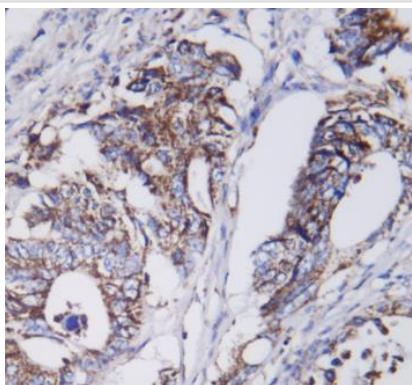
Images



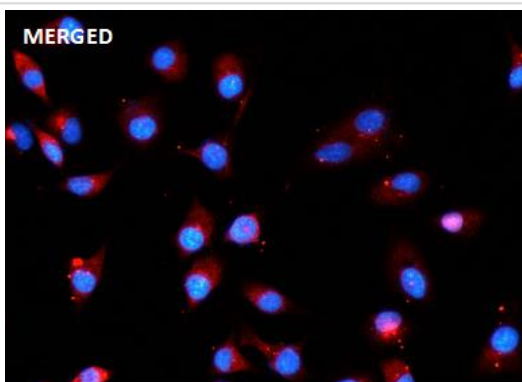
All lanes: IRAK3 Rabbit mAb at 1/1k dilution
 Lane 1 : A431 whole cell lysates
 Lane 2 : MCF-7 whole cell lysates
 Lysates/proteins at 20 µg per lane.
 Secondary All lanes : Goat Anti-Rabbit IgG H&L (HRP) at 1/20000 dilution
 Predicted band size: 68 kDa
 Observed band size: 68 kDa
 Exposure time: 5 seconds



All lanes: IRAK3 Rabbit mAb at 1/1k dilution
 Lane 1 : Wild-type HeLa cell lysate
 Lane 2 : IRAK3 knockdown HeLa cell lysate
 Lysates/proteins at 20 µg per lane.



Formalin-fixed, paraffin-embedded human colon tissue stained for IRAK3 using 58947 at 1/100 dilution in immunohistochemical analysis.



Immunocytochemistry/ Immunofluorescence IRAK3 antibody (58947) ICC/IF staining of IRAK3 in HeLa cells. Cells were fixed with 4% Paraformaldehyde permeabilized with 0.1% Triton X-100.

Samples were incubated with 58947 at a working dilution of 1/100. The secondary antibody was Alexa Fluor 647 goat anti rabbit, used at a dilution of 1/500.

Nuclei were counterstained with DAPI.

Note: This product is for in vitro research use only and is not intended for use in humans or animals.