

HSPB8/HSP22 Rabbit mAb

Catalog No: #59163



Package Size: #59163-1 50ul #59163-2 100ul

Orders: order@signalwayantibody.com

Support: tech@signalwayantibody.com

Description

Product Name	HSPB8/HSP22 Rabbit mAb
Host Species	Rabbit
Clonality	Monoclonal
Isotype	Rabbit IgG
Purification	Affinity-chromatography
Applications	WB;IHC;ICC/IF
Species Reactivity	Human Mouse Rat
Specificity	HSPB8/HSP22 Antibody detects endogenous levels of total HSPB8/HSP22
Conjugates	Unconjugated
Other Names	CMT2L; CRYAC; DHMN2; E2IG1; H11; HMN2; HSPB8; HSP22;
Accession No.	Q9UJY1
Calculated MW	22 kDa
SDS-PAGE MW	22 kDa
Formulation	Rabbit IgG in phosphate buffered saline , pH 7.4, 150mM NaCl, 0.02% sodium azide and 50% glycerol.
Storage	Store at +4°C short term. Store at -20°C long term. Avoid freeze / thaw cycle.

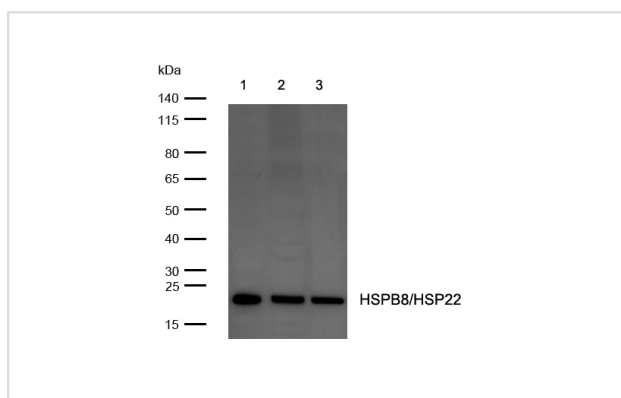
Application Details

WB: 1:500-1:2000

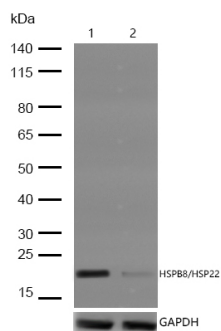
IHC: 1:50-1:200

ICC/IF: 1:50-1:200

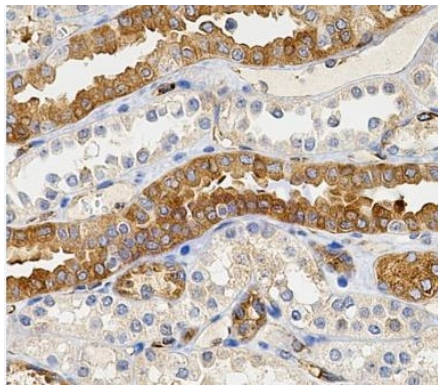
Images



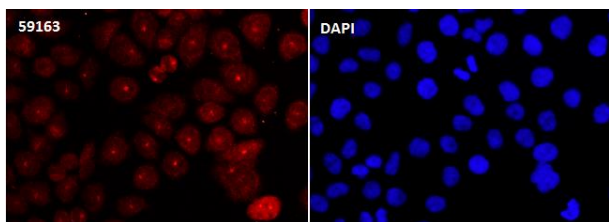
All lanes: HSPB8/HSP22 Rabbit mAb at 1/1k dilution
 Lane 1 : Human fetal heart lysates
 Lane 2 : Mouse heart lysates
 Lane 3 : Rat heart lysates
 Lysates/proteins at 20 µg per lane.
 Secondary All lanes : Goat Anti-Rabbit IgG H&L (HRP) at 1/20000 dilution
 Predicted band size: 22 kDa
 Observed band size: 22 kDa
 Exposure time: 7 seconds



All lanes: HSPB8/HSP22 Rabbit mAb at 1/1k dilution
 Lane 1 : Wild-type 293T cell lysate
 Lane 2 : HSPB8/HSP22 Rabbit mAb knockdown 293T cell lysate
 Lysates/proteins at 20 µg per lane.



Formalin-fixed, paraffin-embedded human kidney tissue stained for HSPB8/HSP22 using 59163 at 1/100 dilution in immunohistochemical analysis.



Immunocytochemistry/ Immunofluorescence HSPB8/HSP22 antibody (59163) ICC/IF staining of HSPB8/HSP22 in Hela cells. Cells were fixed with 4% Paraformaldehyde permeabilized with 0.1% Triton X-100.

Samples were incubated with 59163 at a working dilution of 1/100. The secondary antibody was Alexa FluorB 647 goat anti rabbit, used at a dilution of 1/500.

Nuclei were counterstained with DAPI.

Note: This product is for in vitro research use only and is not intended for use in humans or animals.