

## CDC40 Rabbit mAb

Catalog No: #59167



Package Size: #59167-1 50ul #59167-2 100ul

Orders: order@signalwayantibody.com

Support: tech@signalwayantibody.com

## Description

Product Name	CDC40 Rabbit mAb
Host Species	Rabbit
Clonality	Monoclonal
Isotype	Rabbit IgG
Purification	Affinity-chromatography
Applications	WB;IHC;ICC/IF
Species Reactivity	Human Mouse Rat
Specificity	CDC40 Antibody detects endogenous levels of total CDC40
Conjugates	Unconjugated
Other Names	cell division cycle 40; EH-binding protein 3; EHB3; pre-mRNA splicing factor 17; PRP17; PRPF17; Cdc40;
Accession No.	O60508
Calculated MW	66 kDa
SDS-PAGE MW	74 kDa
Formulation	Rabbit IgG in phosphate buffered saline , pH 7.4, 150mM NaCl, 0.02% sodium azide and 50% glycerol.
Storage	Store at +4°C short term. Store at -20°C long term. Avoid freeze / thaw cycle.

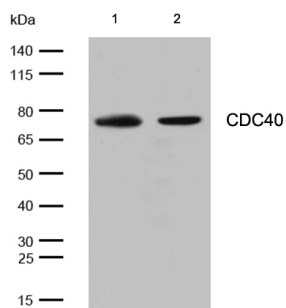
## Application Details

WB: 1:500-1:2000

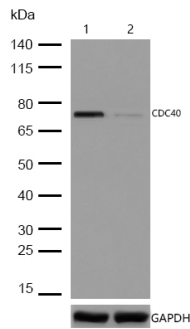
IHC: 1:50-1:200

ICC/IF: 1:50-1:200

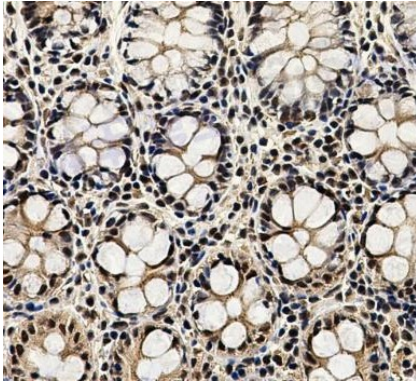
## Images



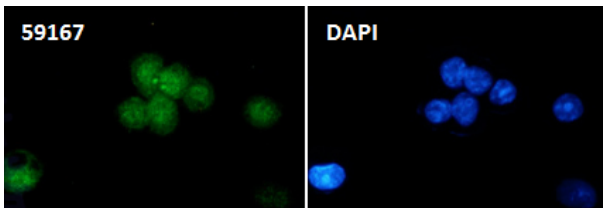
All lanes: CDC40 Rabbit mAb at 1/1k dilution  
 Lane 1 : HeLa whole cell lysates  
 Lane 2 : K562 whole cell lysates  
 Lysates/proteins at 20 µg per lane.  
 Secondary All lanes : Goat Anti-Rabbit IgG H&L (HRP) at 1/20000 dilution  
 Predicted band size: 66 kDa  
 Observed band size: 74 kDa  
 Exposure time: 4 seconds



All lanes: CDC40 Rabbit mAb at 1/1k dilution  
 Lane 1 : Wild-type HeLa cell lysate  
 Lane 2 : CDC40 Rabbit mAb knockdown HeLa cell lysate  
 Lysates/proteins at 20 µg per lane.



Formalin-fixed, paraffin-embedded human colon tissue stained for CDC40 using 59167 at 1/100 dilution in immunohistochemical analysis.



Immunocytochemistry/ Immunofluorescence CDC40 antibody (59167) ICC/IF staining of CDC40 in C6 cells. Cells were fixed with 4% Paraformaldehyde permeabilized with 0.1% Triton X-100.

Samples were incubated with 59167 at a working dilution of 1/100. The secondary antibody was Alexa FluorB 488 goat anti rabbit, used at a dilution of 1/500.

Nuclei were counterstained with DAPI.

Note: This product is for in vitro research use only and is not intended for use in humans or animals.